


APPLICAZIONI INDUSTRIALI / INDUSTRIAL APPLICATIONS

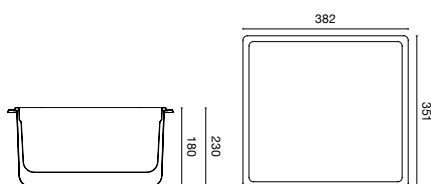


MORI2A

Pentola in acciaio inox per la cottura ad induzione differenziata o singola

Stainless steel pot for induction cooking - differential and single

AISI 304
1.4301



MOD.

ELEMENTI / COMPONENTS

PENTOLA INDUZIONE
h. 180 mm e h. 230 mm
INDUCTION PAN
h. 180 mm and h. 230 mm

Pentola induzione 2/3 h. 180 mm e h. 230
Induction pan 2/3 h. 180 mm and h. 230

Pentola induzione 2/3 h. 180 mm e h. 230
Induction pan 2/3 h. 180 mm and h. 230

Bacinella 2/3 h. 150 mm forata speciale
con maniglie rientranti
Perforated special container 2/3 h. 150 mm
with recessed handles

Coperchio a muffola
Dome lid

La pentola Mori 2A è realizzata in acciaio inox (AISI 304) spessore 1 mm ed è dotata di un doppio fondo.

Ideata per la cottura ad induzione è caratterizzata da un design innovativo sviluppato sulle forme essenziali del quadrato.

La pentola Mori 2A è stata progettata per ospitare i contenitori Gastronorm nei modelli 2/3 e 1/3, permettendo diverse destinazioni d'uso.

A seconda dell'altezza e della foratura dei contenitori Gastronorm, la pentola, oltre all'uso tradizionale, può diventare cuoci pasta, friggitrice o bagnomaria.

The Mori 2A pan is made of stainless steel (AISI 304) 1 mm thick and equipped with double bottom. It has been designed for induction cooking and features an innovative design developed on the essential forms of a square. The Mori 2A pan has been designed to carry Gastronorm bowls such as 2/3 and 1/3 and can be used for different purposes.

Depending on the height and on the holes of the Gastronorm containers, the pot, in addition to the traditional use, can become a pasta pot, a fryer and a bain-marie.

**Pentola in acciaio inox per la cottura
ad induzione differenziata o singola**
Stainless steel pot for induction cooking - differential and single



Contenitori isotermici

Isothermal boxes



Modello base: il contenitore isothermico leggero ed economico

Basic model: the convenient and light isothermal box

MOD.	DIM.	
	EXT.	INT.
CI11110	600x400x170 mm	540x340x110 mm
CI11170	600x400x230 mm	540x340x170 mm
CI11220	600x400x270 mm	540x340x220 mm

Trasporta gastronorm da 1/1 o sottomultipli in acciaio inox, policarbonato o polipropilene; piatti termosaldati 160x160 oppure 161x176 mm.
It carries stainless steel, polycarbonate or polypropylene 1/1 gastronorm containers or submultiples; 160x160 or 161x176 heatsealed dishes.

Il contenitore isothermico con apertura e caricamento frontale

The front loading isothermal box

MOD.	COD.	DIM.	
		EXT.	INT.
480 GN	CIAF11480	600x500x610 mm	540x330x480 mm
480 GN ACT	CIAF11480ACT	600x500x610 mm Con sistema elettrico / With electrical system	540x330x480 mm
480 GN ACT.TE	CIAF11480ACTE	600x500x610 mm Con sistema elettrico TECNO / With electrical system TECNO	540x330x480 mm
PORTER MINI	CIAF11200PMACT	605x406x376 mm Con sistema elettrico / With electrical system	540x340x267 mm
GRIGLIA ACCIAIO Gastronorm 1/1	CIAFGR11	530x325 mm Steel Grid GN 1/1	
KIT 12 SALVAGUIDE	CIAFKIT	Kit 1/2 Rails	

Il contenitore isothermico per alimenti a inserimento frontale ideale per trasportare contenitori gastronorm 1/1 o sottomultipli.
The front loading isothermal box for food is ideal for transporting gastronorm containers 1/1 or submultiples.

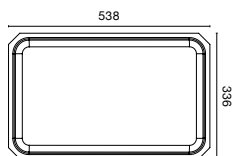




Vasca cuocipasta 1/1

1/1 pasta cooker

AISI 316
1.4401



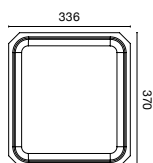
COD.	SP. / THK.	FIN.	H	TRAT. TERMICO / HT
LSCU11300.316	1,5 mm	Burattata / Tumbled	300 mm	Si / Yes
LSCU11270.316	1,5 mm	Burattata / Tumbled	270 mm	Si / Yes



AISI 316
1.4401

Vasca cuocipasta 2/3

2/3 pasta cooker



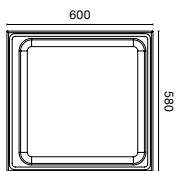
COD.	SP. / THK.	FIN.	H	TRAT. TERMICO / HT
LSCU23300.316	1,5 mm	Burattata / Tumbled	300 mm	Si / Yes
LSCU23270.316	1,5 mm	Burattata / Tumbled	270 mm	Si / Yes



Fry Top 1/2 bordo appoggio

1/2 integrated fry top

AISI 304
1.4301



COD.	SP. / THK.	FIN.	H*	TRAT. TERMICO / HT
LSFT1-1/2115	1,5 mm	Burattata / Tumbled	115 mm	Si / Yes

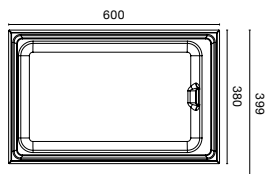
* Disponibili anche in diverse altezze / Also available in different heights.



AISI 304
1.4301

Vasca Bagno Maria 1/1 bordo appoggio

1/1 integrated Bain Marie basin



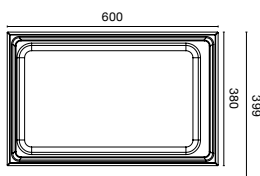
COD.	SP. / THK.	FIN.	H	TRAT. TERMICO / HT
LSBM11	1,5 mm	Burattata / Tumbled	170 mm	Si / Yes
LSBM11.4	1,5 mm	Burattata / Tumbled	170 mm	Si / Yes



Fry Top 1/1 bordo appoggio

1/1 integrated fry top basin

AISI 304
1.4301



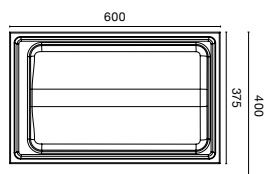
COD.	SP. / THK.	FIN.	H	TRAT. TERMICO / HT
LSFT11115	1,5 mm	Burattata / Tumbled	115 mm	Si / Yes
LSFT11115.4	1,5 mm	Burattata / Tumbled	115 mm	Si / Yes



AISI 304
1.4301

Vasca Bagno Maria 1/1 bordo incasso

1/1 inset Bain Marie basin



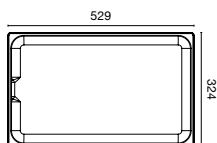
COD.	SP. / THK.	FIN.	H	TRAT. TERMICO / HT
LS11240	1,0 mm	Burattata / Tumbled	240 mm	Si / Yes
LS11190	1,0 mm	Burattata / Tumbled	190 mm	Si / Yes
LS11240.4	1,0 mm	Burattata / Tumbled	240 mm	Si / Yes
LS11190.4	1,0 mm	Burattata / Tumbled	190 mm	Si / Yes



Vasca Bagno Maria 1/1 bordo semplice

1/1 simple edge Bain Marie basin

AISI 304
1.4301



COD.	SP. / THK.	FIN.	H*	TRAT. TERMICO / HT**
LSB11215	1,0 mm	Burattata / Tumbled	215 mm	Si / Yes
LSB11173	0,8 mm	Burattata / Tumbled	173 mm	Si / Yes

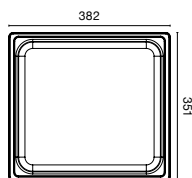
* Disponibili anche in altezze differenti / Also available in different heights.



AISI 304
1.4301

Vasca Bagno Maria 2/3 chafing dish

2/3 Bain Marie basin chafing dish



COD.	SP. / THK.	FIN.	H*	TRAT. TERMICO / HT
LSBDB23	0,8 mm	BA	110 mm	No
LSB40DB23	0,8 mm	BA	40 mm	No

* Disponibili anche in diverse altezze / Also available in different heights.

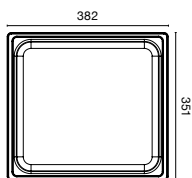
** Su richiesta è possibile fare trattamento termico / Heat treatment available on request.



Vasca 2/3

Basin 2/3

AISI 304
1.4301



COD.	SP. / THK.	FIN.	H*	TRAT. TERMICO / HT**
LSBDB23/A	0,8 mm	BA	110 mm	No
LSB40DB23/A	0,8 mm	BA	40 mm	No


* Disponibili anche in diverse altezze / Also available in different heights.

** Su richiesta è possibile fare trattamento termico / Heat treatment available on request.



AISI 304
1.4301

Vasca 1/1
Basin 1/1



COD.	SP. / THK.	FIN.	H*	TRAT. TERMICO / HT**
LSBDB	0,8 mm	BA	110 mm	No
LSB72DB	0,8 mm	BA	72 mm	No
LSB40DB	0,8 mm	BA	40 mm	No

* Disponibili anche in diverse altezze / Also available in different heights.


** Su richiesta è possibile fare trattamento termico / Heat treatment available on request.



Vasca 1/1

Basin 1/1

AISI 304
1.4301



COD.	SP. / THK.	FIN.	H*	TRAT. TERMICO / HT**
LSBDB/A	0,8 mm	BA	110 mm	No
LSB72DB/A	0,8 mm	BA	72 mm	No
LSB40DB/A	0,8 mm	BA	40 mm	No

* Disponibili anche in diverse altezze / Also available in different heights.

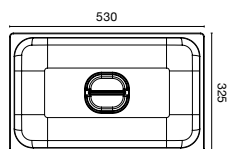
** Su richiesta è possibile fare trattamento termico / Heat treatment available on request.



AISI 304
1.4301

Coperchio a Muffola 1/1

1/1 dome lid



COD.*	SP. / THK.	FIN.	H	TRAT. TERMICO / HT
LSCOP11M88	0,8 mm	BA	88 mm	No
LSCOP11M45	0,8 mm	BA	45 mm	No

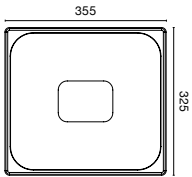
* Disponibile con o senza incavo / Available with or without handle notch.



Coperchio a Muffola 2/3

2/3 dome lid

AISI 304
1.4301



COD.	SP. / THK.	FIN.	H	TRAT. TERMICO / HT
LSCOP23M	0,8 mm	BA	60 mm	No

