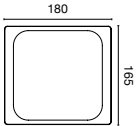
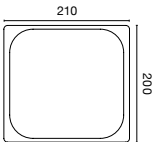
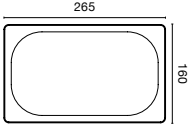



Bacinelle per gelateria

Ice-cream basins

AISI 304
1.4301

| | MOD. | COD. | SP. / THK. | FIN. | H | LT. |
|--|----------------|----------|------------|------------------|--------|--------|
|  <p>180 165</p> | 180x165 | GE181612 | 0,7 mm | Annealed-Tumbled | 120 mm | 2,5 lt |
|  <p>210 200</p> | 210x200 | GE212012 | 0,7 mm | Annealed-Tumbled | 120 mm | 3,7 lt |
| | | GE212015 | 0,8 mm | Annealed-Tumbled | 150 mm | 4,6 lt |
| | | GE212017 | 0,8 mm | Annealed-Tumbled | 170 mm | 5,2 lt |
| | | GE212020 | 1,0 mm | Annealed-Tumbled | 200 mm | 6,1 lt |
|  <p>265 160</p> | 265x160 | GE14080 | 0,7 mm | BA | 80 mm | 2,2 lt |
| | | GE14120 | 0,7 mm | BA | 120 mm | 3,4 lt |
| | | GE14150 | 0,7 mm | Annealed-Tumbled | 150 mm | 4,0 lt |
| | | GE14170 | 0,7 mm | Annealed-Tumbled | 170 mm | 4,7 lt |
|  <p>330 165</p> | 330x165 | GE331608 | 0,7 mm | Annealed-Tumbled | 80 mm | 3,3 lt |
| | | GE331612 | 0,7 mm | Annealed-Tumbled | 120 mm | 5,0 lt |
| | | GE331615 | 0,7 mm | Annealed-Tumbled | 150 mm | 6,5 lt |
| | | GE331618 | 0,7 mm | Annealed-Tumbled | 180 mm | 7,7 lt |

Bacinelle per gelateria

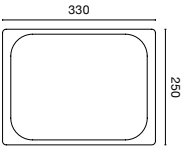

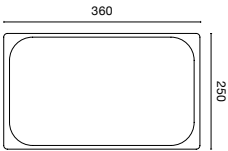
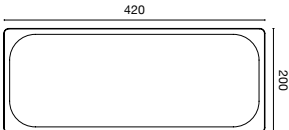
Ice-cream basins



Bacinelle per gelateria

Ice-cream basins



| | MOD. | COD. | SP. / THK. | FIN. | H | LT. |
|---|---------|------------|------------|------------------|--------|---------|
|  | 330x250 | GE332508 | 0,7 mm | BA | 80 mm | 5,3 lt |
| | | GE332512 | 0,7 mm | Annealed-Tumbled | 120 mm | 7,9 lt |
| | | GE332515 | 0,7 mm | Annealed-Tumbled | 150 mm | 9,9 lt |
| | | GE332518 | 0,7 mm | Annealed-Tumbled | 180 mm | 11,8 lt |
|  | 360x165 | GE361608 | 0,6 mm | BA | 80 mm | 3,5 lt |
| | | GE361612EC | 0,6 mm | BA | 120 mm | 5,0 lt |
| | | GE361612EX | 0,7 mm | Annealed-Tumbled | 120 mm | 5,0 lt |
| | | GE361615 | 0,7 mm | Annealed-Tumbled | 150 mm | 6,5 lt |
| | | GE361618 | 0,7 mm | Annealed-Tumbled | 180 mm | 7,7 lt |
|  | 360x250 | GE362502 | 0,6 mm | BA | 20 mm | 1,3 lt |
| | | GE362504 | 0,6 mm | BA | 40 mm | 2,8 lt |
| | | GE362508 | 0,6 mm | BA | 80 mm | 5,8 lt |
| | | GE362512 | 0,7 mm | BA | 120 mm | 8,0 lt |
| | | GE362515 | 0,7 mm | Annealed-Tumbled | 150 mm | 10,8 lt |
| | | GE362518 | 0,7 mm | Annealed-Tumbled | 180 mm | 12,6 lt |
|  | 420x200 | GE422015 | 0,8 mm | Annealed-Tumbled | 150 mm | 9,7 lt |
| | | GE422017 | 0,8 mm | Annealed-Tumbled | 170 mm | 10,6 lt |
| | | GE422020 | 0,8 mm | Annealed-Tumbled | 200 mm | 13,5 lt |
| | | GE422025 | 1,0 mm | Annealed-Tumbled | 250 mm | 18,0 lt |