

MORI2A
NUVOLENTO
DÀ FORMA ALL'ACCIAIO



**VASCHE DA INVASO
CILINDRICHE
SEMISFERICHE
OVALI
ACCESSORI**

**SINK BOWLS
ROUND BOWLS
SEMISPHERE BOWLS
OVAL BOWLS
ACCESSORIES**

**LE DIMENSIONI PERIMETRALI DEI MODELLI
600x504 / 550x504 / 504x500
PERMETTONO L'INSERIMENTO
DEI CONTENITORI GASTRONORM 1/1
NELLE VARIE ALTEZZE**



***THE DIMENSIONS OF THE MODELS
600x504 / 550x504 / 504x500
FIT WITH GASTRONORM CONTAINERS 1/1
WITH DIFFERENT DEPTHESES***



**VASCHE DA INVASO
RETTANGOLARI**
*RECTANGULAR
SINK BOWLS*



MOD.	COD.	SPES.	H
400x290	VA294020	8/10	200 mm
340x300	VA343018	10/10	180 mm
	VA343020		200 mm
	VA343025		250 mm
400x340	VA344018	10/10	180 mm
	VA344020		200 mm
	VA344025		250 mm
450x400	VA404520	10/10	200 mm
	VA404525		250 mm
	VA404530		300 mm
500x300	VA503030	10/10	300 mm
500x400	VA504020	10/10	200 mm
	VA504025		250 mm
	VA504030		300 mm
550x500	VA505525	10/10	250 mm
	VA505530		300 mm
600x450	VA604525	10/10	250 mm
	VA604530		300 mm
600x500	VA605025	10/10	250 mm
	VA605030		300 mm
	VA605033		330 mm



**VASCHE DA INVASO
QUADRATE**
*SQUARE
SINK BOWLS*



MOD.	COD.	SPES.	H
250x250	VA252516	8/10	160 mm
	VA252520		200 mm
330x330	VA333320	8/10	200 mm
400x400 <i>Con bordo a saldare With bearing flange or flat flange</i>	VA404020	10/10	200 mm
	VA404025		250 mm
	VA404030		300 mm
450x450	VA454520	10/10	200 mm
	VA454525		250 mm
	VA454530		300 mm
500x500	VA505025	10/10	250 mm
	VA505030		300 mm



**VASCHE DOPPIE
SALDATE**
*DOUBLE
SINK BOWLS*

MOD.	COD.	SPES.	H
400x340	VAD4034	10/10	200 mm
330x330	VAD3333		200 mm
597x355	VA2/3+1/2	10/10	150 mm
			200 mm



**VASCHE PER BARCHE
E ROULOTTES**
*BOWLS FOR BOATS
AND CARAVANS*

MOD.	COD.	SPES.	H
355x325	VA23150	10/10	150 mm
	VA23200		200 mm
320x260	VA12150	10/10	150 mm
	VA12200		200 mm



**VASCHE
PER TRITARIFIUTI**
*CONTAINERS
FOR CARBAGE DISPOSER*

MOD.	COD.	SPES.	H
325x155	VA13150	10/10	150 mm
	VA13200		200 mm



VASCHE CILINDRICHE E SEMISFERICHE

ROUND AND SEMISPHERE BOWLS



CILINDRI / ROUND BOWLS

MOD.	COD.	SPES.	H
260	VA2618	10/10	180 mm
300	VA3012	10/10	125 mm
	VA3018		180 mm
360	VA3618	10/10	180 mm
380	VA3818	10/10	180 mm
420	VA4218	10/10	180 mm

SEMISFERE / SEMISPHERE BOWLS

MOD.	COD.	SPES.	H
200	VA2011SS	10/10	115 mm
260	VA2613SS	10/10	130 mm
300	VA3014SS	10/10	140 mm
360	VA3615SS	10/10	150 mm
380	VA3815SS	10/10	155 mm
420	VA4216SS	10/10	160 mm
340	VA3415FR	10/10	150 mm fondo a rientro



VASCHE OVALI

OVAL BOWLS



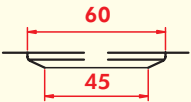
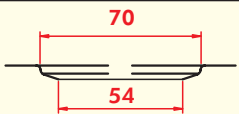
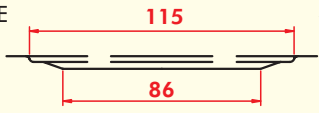

MOD.	COD.	SPES.	H
390x510	VA395115	10/10	155 mm
454x529	VA455215	10/10	155 mm

ACCESSORI / ACCESSORIES

COD.	DES.
VATTP200	Tubo di troppo pieno h.200 con pileta <i>Overflow pipe with waste fitting h.200 mm</i>
VATTP250	Tubo di troppo pieno h.250 con pileta <i>Overflow pipe with waste fitting h.250 mm</i>
VATTP300	Tubo di troppo pieno h.300 con pileta <i>Overflow pipe with waste fitting h.300 mm</i>
VASF	Sifone in PVC con pileta e troppo pieno per vasche cilindriche <i>PVC siphon with waste fitting for round bowls</i>
VASFSS	Sifone centrale in PVC con pileta per vasche semisferiche <i>Central PVC siphon with waste fitting for semisphere bowls</i>
VASFSSTC	Sifone centrale in PVC con pileta e troppo pieno, tappo e catenella per vasche semisferiche <i>Central PVC siphon with waste fitting, tap and chain for semisphere bowls</i>
TP	Foratura di troppo pieno <i>Overflow waste hole</i>

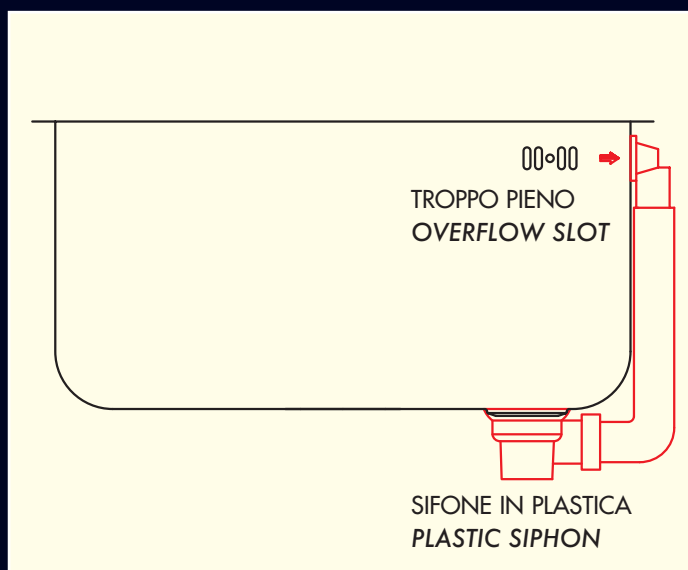
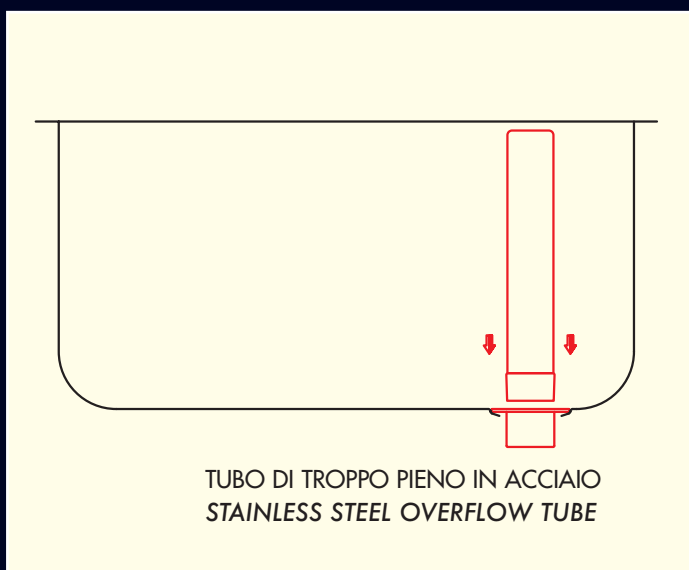
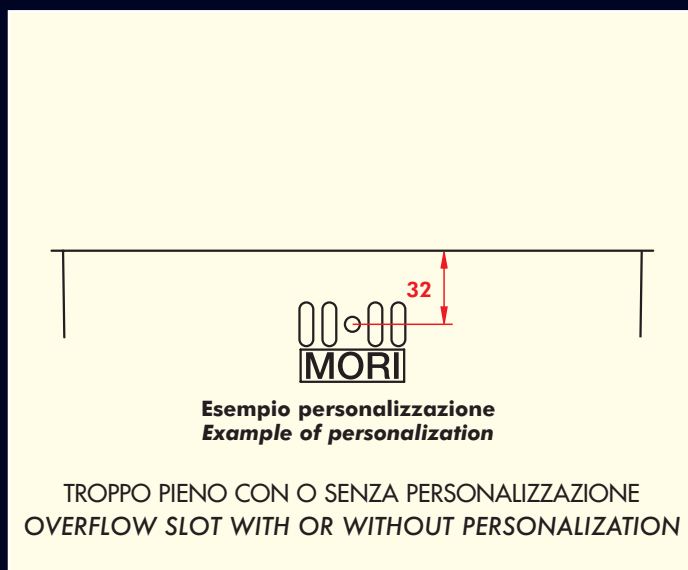
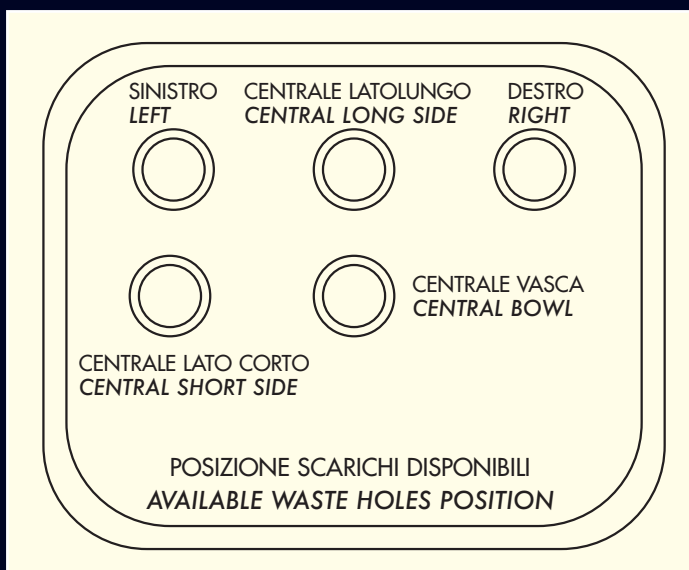
DIMENSIONE E POSIZIONE SCARICHI

WASTE HOLES DIMENSION AND POSITION

DIMENSIONI SCARICHI DISPONIBILI AVAILABLE WASTE HOLE DIMENSIONS	
DISTANZA DALLA PARETE VASCA 85 mm DISTANCE FROM THE WALL 85 mm	 <p>60/45</p>
DISTANZA DALLA PARETE VASCA 90 mm DISTANCE FROM THE WALL 90 mm	 <p>70/54</p>
DISTANZA DALLA PARETE VASCA 117 mm DISTANCE FROM THE WALL 117 mm	 <p>115/86</p>
DISTANZA DALLA PARETE VASCA 117 mm DISTANCE FROM THE WALL 117 mm	 <p>115/88</p>

Gli scarichi standard sono: 70/54 e 115/88.
A richiesta eseguiamo anche la foratura del **troppo pieno**.

Standard waste holes: 70/54 and 115/88.
On request we can also make the overflow slot.



CARATTERISTICHE GENERALI

GENERAL SPECIFICATIONS

- **FINITURA BURATTATA:**

STANDARD su vasche rettangolari e quadre.

- **FINITURA MECCANICA:**

STANDARD su vasche cilindriche e emisferiche.

- **FINITURA ELETTROLITICA A RICHIESTA:**

SU TUTTI I MODELLI

- **A RICHIESTA SOLUZIONI PIÚ ECONOMICHE OTTENUTE CON:**

- 1) FINITURA SOLO **DECAPATO NORMALIZZATO**.
- 2) FINITURA **BA NON NORMALIZZATO**.
- 3) FINITURA PRE **SATINATA NON NORMALIZZATA**.

- ***TUMBLER FINISH:***

STANDARD for rectangular and square sink bowls.

- ***MECHANICAL FINISH:***

STANDARD for round and hemisphere bowls.

- ***ELECTROPOLISHED FINISH:***

FOR ALL MODELS.

- ***CHEAPER SOLUTIONS ON REQUEST, OBTAINED WITH:***

- 1) **JUST NORMALIZED PICKLED FINISH.**
- 2) **NOT NORMALIZED BA FINISH.**
- 3) **NOT NORMALIZED PRE SATINED FINISH.**



RICONOSCIMENTI
NAZIONALI ED INTERNAZIONALI
NATIONAL AND INTERNATIONAL
AWARDS

MORI 2A
NUVOLENTO
DÀ FORMA ALL'ACCIAIO

MORI 2A SRL
VIA PIEVE, 2 - 25080 NUVOLENTO (BS) - TEL. 0039 030 6897395 RA - FAX 0039 030 6897381
www.mori2a.com - info@mori2a.com